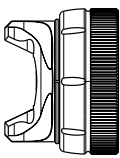
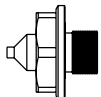

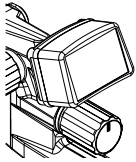

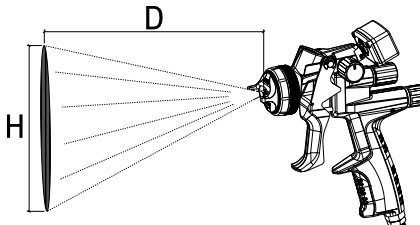




ANI BLACK H2

			 RP1	 TDMI				
CLEAR	1.0	5.5 bar 79.75 psi	1.4 bar 20.3 psi	470 l/min 16.6 cfm	Distanza 150 mm	300	Distanza 200 mm	340
	1.2					320		360
	1.3					350		390
	1.4					360		400
1.5	370					410		
HPS	1.7				390	420		
	1.9				400	430		
	1.2				310	350		
WB	1.3				350	390		
	1.4				360	400		

