
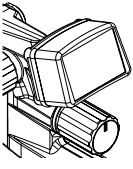

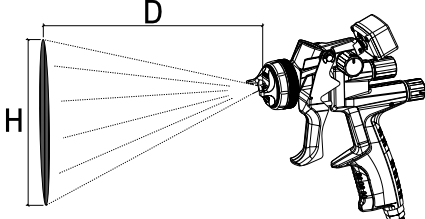




F160/S - F160/S/PLUS

		 RP1	 TDMI										
CLEAR	1.0	2.5 bar 36.25 psi	1.8 bar 26.11 psi	220 l/min 7.77 cfm	Distanza 150 mm	280	Distanza 200 mm	320					
	1.2					320		360					
	1.3					330		370					
	1.4					340		380					
HPS	1.5										350		390
	1.7										360		400
	1.9										370		410
WB	1.2										320		360
	1.3										330		370
	1.4										340		380
HVLP	1.2	2.6 bar 37.71 psi	1.8 bar 26.1 psi	250 l/min 8.83 cfm		330		370					
	1.5					350	390						
	1.8					360	400						
	2.0					370	410						